





757-842-6497
WWW.JLOSC.COM

J&L 3.0 Oil Separator (2012-2015 Camaro ZL1, Passenger Side) #3082P Installation Instructions

Please review complete instructions prior to installing.


Step#	
1	Verify you have all of the following parts included in the kit: (1) J&L Oil Separator, (1) 22" Hose with fitting, (1) 26" Hose with fitting, (1) J&L Mounting bracket, (2) M4 screws
2	Gather all of the following tools needed for the installation: 10mm socket and ratchet, 12mm Wrench, Phillips screwdriver, Remove Engine cover and remove single 12mm Bolt from bypass assembly to get access to PCV hose.
3	
4	Remove hose by pulling tabs away from hose while pulling hose away from fitting. This can be done with a screwdriver also as the area is very tight. 

Remove 10mm bolt from radiator hold down bracket, slide J&L bracket behind the radiator bracket and reinsert the bolt. Mount J&L Oil Separator to the bracket with supplied screws, and the fittings should be facing towards the passenger side of the car.



5

Route the 22" hose from the Valley cover (lower fitting on the car) to the fitting on the Oil Separator closest to the engine. Route the 26" Hose from the upper fitting on the engine (to manifold) to the fitting closest to the radiator on the Oil Separator. Push hoses onto fittings, you should hear/feel a click as they engage.



6

7

Reinstall mounting bolt for bypass assembly, reinstall engine cover and you're all done!

To properly clean the filter in the Oil Separator, spray any degreaser or solvent through it and let it air dry. Clean it every 10,000 miles. Thank you for your business. If you have any questions, please e-mail info@JLosc.com or call 757-842-6497. Our hours are Monday-Friday. 8:00am – 5:00pm Eastern Time.

J&L Oil Separator co. Lifetime Satisfaction Guarantee. We want you to be a J&L customer for life! Your new J&L product is warranted to be free from defects in materials and workmanship for the life of the *original retail purchaser*, subject to the limitations contained in our warranty found here. www.JLosc.com/warranty

We guarantee workmanship and even a pathway to discounted upgrades for substantially improved items.

Return Policy: All returns will be subject to a 10%-25% restocking fee. Please visit www.JLosc.com for complete return policy.

Disclaimer: J&L Oil Separator co. makes no warranties whatsoever, expressed, or implied, oral or written to any purchasers, except the warranty above. J&L Oil Separator co. hereby specifically excludes from any implied warranty of merchantability or implied warranty of incidental, secondary, or consequential damages of any kind whatsoever. All purchasers and users of products manufactured by J&L Oil Separator co. agree to hold harmless and indemnify J&L Oil Separator co. from any and all claims arising from their use. Failure to receive notice of any or the limitations contained in this disclaimer shall not serve to extend liability to J&L Oil Separator co. for any claims arising out of use of its products.