





757-842-6497
WWW.JLOSC.COM


Installation Instructions
J&L Oil Separator (2014-2019 Chevrolet Corvette LT1 6.2L, Driver Side)
#3087D

To view install video: go to our website, www.JLosc.com and type 3087D in search box.
Click on product, scroll down and click on videos.

Please review complete instructions prior to installing.

Step#	
1	Verify you have all of the following parts included in the kit: (1) J&L Oil Separator w/fittings and hoses, (1) J&L mounting bracket, (2) M4 screws
2	Gather all of the following tools needed for the installation: 10mm socket, ratchet and extension, Phillips screwdriver, and light oil for ease of install of hoses
3	Remove the factory PCV hose from PCV valve to manifold, this line is found behind the driver side of the throttle body. Depress the grey buttons on these lines to release. 
4	Remove 10mm bolt from the driver fender apron. Install J&L bracket and reinstall the bolt. 
5	Use the supplied screws and attach J&L Oil Separator to the bracket.

6	Use your light oil to lubricate inside the J&L fittings, this will help to ensure the fitting's slide easily onto the fittings to ensure the O-rings stay in place. A Q-tip works great for this, dip the Q-tip into oil and slide it into the end of the fitting to lubricate.
7	Install the longer hose from the "C" side to the PCV Valve on lower manifold, it will click in place. Install the other hose (O Side) to the intake manifold. Done!



To properly clean the filter in the Oil Separator, spray any degreaser or solvent through it and let it air dry. Clean it every 10,000 miles.

Thank you for your business. If you have any questions, please e-mail info@JLosc.com or call 757-842-6497. Our hours are Monday-Friday. 8:00am – 5:00pm Eastern Time.

J&L Oil Separator co. Lifetime Satisfaction Guarantee. We want you to be a J&L customer for life! Your new J&L product is warranted to be free from defects in materials and workmanship for the life of the *original retail purchaser*, subject to the limitations contained in our warranty found here. www.JLosc.com/warranty

We guarantee workmanship and even a pathway to discounted upgrades for substantially improved items.

Return Policy: All returns will be subject to a 10%-25% restocking fee. Please visit www.JLosc.com for complete return policy.

Disclaimer: J&L Oil Separator co. makes no warranties whatsoever, expressed, or implied, oral or written to any purchasers, except the warranty above. J&L Oil Separator co. hereby specifically excludes from any implied warranty of merchantability or implied warranty of incidental, secondary, or consequential damages of any kind whatsoever. All purchasers and users of products manufactured by J&L Oil Separator co. agree to hold harmless and indemnify J&L Oil Separator co. from any and all claims arising from their use. Failure to receive notice of any or the limitations contained in this disclaimer shall not serve to extend liability to J&L Oil Separator co. for any claims arising out of use of its products.